

KLAMP[®]z



Grooved Piping System



DC# 0422

CALL: 1-800-523-0852 FAX: 503-692-4343 VISIT: www.apiint.com

KLAMPz[®]

Grooved Piping System



AVAILABLE IN:
 • UL/FM APPROVED
 • NON-UL/FM VERSIONS

Quick Reference Part Number

SHURJOINT	ANVIL	VICTAILIC												
#K05 lt Weight Flexible Coupling			#K10 90 Degree Elbow			#K11 45 Degree Elbow			#K20 Straight Tee					
														
7705	C3	75	7110	7050	10	7111	7051	11	7120	7060	20			
#K41 Flange Adapter			#K58 Adapter Nipples			#K60 Cap			#KGE EPDM Gaskets					
														
7141	7012	741	58	7082	42	7160	7074	60						
#K8100 Lever Handle Butterfly Valve			#KTB ASTM A183 Track Head Bolts											
														



KLAMPz On... Stayz On!

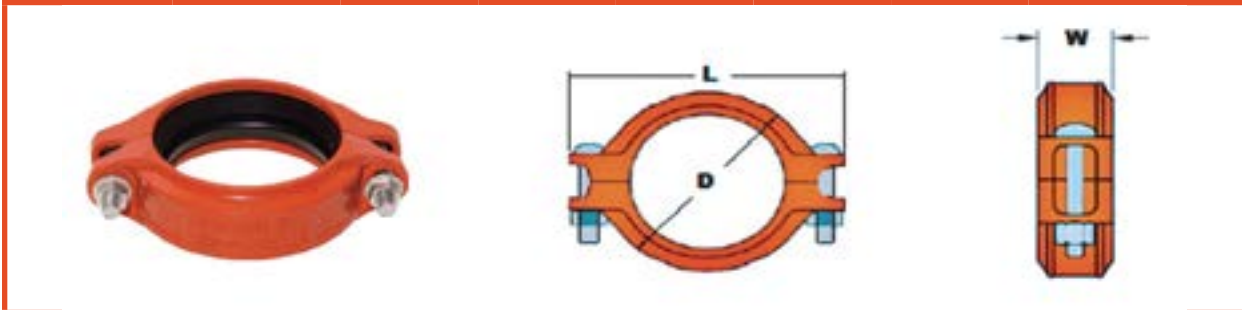
PIPE SIZE		PIPE SCHEDULE													
NOMINAL (in)	OD (in)	5	10	20	30	40	STD	60	80	XH	100	120	140	160	XXH
0.125	0.405	.035 .14	.049 .19			.068 .24	.068 .24		.095 .31	.095 .31					
0.25	0.504	.049 .26	.065 .33			.088 .43	.088 .43		.119 .54	.119 .54					
0.375	0.675	.049 .33	.065 .42			.091 .57	.091 .57		.126 .74	.126 .74					
0.5	0.840	.065 .54	.083 .67			.109 .85	.109 .85		.147 1.09	.147 1.09				.187 1.31	.294 1.72
0.75	1.050	.065 .68	.083 .86			.113 1.13	.113 1.13		.154 1.48	.154 1.48				.218 1.94	.308 2.44
1	1.315	.065 .87	.109 1.41			.133 1.68	.133 1.68		.179 2.17	.179 2.17				.250 2.85	.358 3.66
1.25	1.660	.065 1.11	.109 1.81			.140 2.27	.140 2.27		.191 3.00	.191 3.00				.250 3.77	.382 5.22
1.5	1.900	.065 1.27	.109 2.09			.145 2.72	.145 2.72		.200 3.63	.200 3.63				.281 4.86	.400 6.41
2	2.375	.065 1.60	.109 2.64			.154 3.66	.154 3.66		.218 5.03	.218 5.03				.344 7.45	.436 9.04
2.5	2.875	.083 2.48	.120 3.53			.203 5.80	.203 5.80		.276 7.67	.276 7.67				.375 10.02	.552 13.71
3	3.50	.083 3.03	.120 4.34			.216 7.58	.216 7.58		.300 10.26	.300 10.26				.438 14.31	0.600 18.60
3.5	4.00	.083 3.48	.120 4.98			.226 9.12	.226 9.12		.318 12.52	.318 12.52				.636 14.31	22.87
4	4.50	.083 3.92	.120 5.62			.237 10.80	.237 10.80		.337 15.00	.337 15.00		4.38 19.02		.531 22.53	.674 27.57
5	5.56	.109 6.63	.134 7.78			.258 14.63	.258 14.63		.375 20.80	.375 20.80		.500 27.06		.625 32.99	.750 38.59
6	6.63	.109 7.59	.134 9.30		.250 17.04	.280 18.99	.280 18.99		.432 28.00	.432 28.00		.562 36.43		.718 45.39	.864 53.21
8	8.63	.109 9.92	.148 13.41	.250 22.38	.277 24.72	.322 28.58	.322 28.58	.406 35.67	.500 43.43	.500 43.43	.594 50.91	.719 60.77	.812 67.82	.906 74.76	.875 72.49
10	10.75	.134 15.21	.165 18.67	.250 28.06	.307 34.27	.365 40.52	.365 40.52	.500 54.79	.594 64.39	.500 54.79	.718 77.10	.844 89.28	1.000 104.23	1.125 115.75	1.000 104.23
12	12.75	.165 22.20	.180 24.19	.250 33.41	.330 43.81	.406 53.37	.375 49.61	.562 73.22	.688 88.71	.500 65.48	.844 107.42	1.000 125.61	1.125 139.81	1.312 164.42	1.000 125.61
14	14.00		.250 36.75	.312 45.65	.375 54.62	.438 63.50	.375 54.62	.593 84.99	.750 103.23	.500 72.16	.938 130.98	1.094 150.81	1.250 170.37	1.406 189.29	
16	16.00		.250 42.09	.312 52.32	.375 62.65	.500 82.85	.375 62.65	.656 107.60	.844 136.59	.500 82.85	1.031 164.98	1.219 192.47	1.438 223.71	1.594 245.34	
18	18.00		.250 47.44	.312 58.99	.437 82.23	.562 104.76	.375 70.65	.750 138.30	.938 171.08	.500 93.45	1.156 208.15	1.375 244.37	1.562 274.48	1.781 308.79	
20	20.00		.250 52.78	.375 78.67	.500 104.23	.594 123.02	.375 78.67	.812 166.56	1.031 209.06	.500 104.23	1.281 256.15	1.500 296.65	1.750 341.41	1.969 379.36	
22	22.00		.250 58.13	.375 86.69	.500 114.92		.375 86.69	.875 197.60	1.125 251.05	.500 114.92	1.375 303.16	1.625 353.94	1.875 403.38	2.125 451.49	
24	24.00		.250 63.47	.375 94.71	.562 140.81		.375 94.71	.969 238.33	1.219 296.63	.500 125.61	1.531 367.64	1.812 429.99	2.062 483.57	2.344 542.44	
26	26.00		.312 85.68	.500 136.30			.375 102.72			.500 136.30					
28	28.00		.312 92.35	.500 146.99	.625 182.90		.375 110.74			.500 146.99					
30	30.00		.312 99.02	.500 157.68	.625 196.26		.375 118.76			.500 157.88					
32	32.00		.312 105.69	.500 168.37	.625 209.62	.688 230.29	.375 126.75			.500 168.37					
34	34.00		.344 123.77	.500 179.06	.625 22.99	.688 245.0	.375 134.79			.500 179.06					
36	36.00		.312 19.03	.500 189.75	.625 236.50	.750 282.62	.375 142.81			.500 189.75					
42	42.00						.375 166.86			.500 221.82					
48	48.00						.375 190.92			.500 253.89					

TOP NUMBER = WALL THICKNESS

BOTTOM NUMBER = WEIGHT PER FOOT

K05 Light Weight Flexible Coupling

KLAMPz



Nominal Size	Pipe O.D.	UL / FM Pressure	Maximum Working Pressure	Dimensions (in)			Bolt/Nut Size
				D	L	W	
1.25	1.660	300 psi	500 psi	2.50	4.23	1.77	0.375" x 1.5"
1.5	1.900			2.72	4.49	1.77	0.375" x 1.5"
2	2.375			3.29	4.88	1.81	0.375" X 2.125"
2.5	2.875			3.74	5.51	1.81	0.375" X 2.125"
3	3.500			4.49	6.14	1.81	0.375" X 2.125"
4	4.500			5.59	7.44	1.97	0.5" X 2.5"
5	5.563			6.69	8.74	1.97	0.5" X 2.5"
6	6.625			7.72	9.61	1.97	0.5" X 2.5"
8	8.625			9.92	12.44	2.36	0.625" X 3.125"
10	10.750			12.56	15.47	2.52	0.75" X 3.5"
12	12.750			14.72	17.83	2.56	0.75" X 4.25"
14	14.000			18.09	20.08	2.95	0.875" x 4.375"

AVAILABLE IN:

- UL/FM APPROVED
- NON-UL/FM VERSION

ALL DIMENSIONS ARE IN INCHES UNLESS OTHERWISE STATED.

- 1) Flexible Couplings in straight runs should be supported as close to the coupling as possible, or within the distance.
- 2) Flexible couplings provide either axial or longitudinal movement. The available movement for roll-grooved joints is 1/2 of cut-groove dimensions per ANSI/AWWA C606-06.
- 3) When pre-setting power nut-drivers, the following torque should not be exceeded. Excessive tightening of the nuts could result in joint failure. (Values Lbs-Ft.) 0.375"= 50-59 ; 0.5"=81-92 ; 0.625"= 147-190; 0.75"=177-179; 0.875"=202-221.
- 4) The standard finish is Epoxy Powder Coat, but other finishes are available upon request, including Paint, Dacromet and Hot-Dip Galvanized.

K10 90° Elbow

K11 45° Elbow



Nominal Size	Pipe O.D.	UL / FM Pressure	Max Working Pressure	"C to E" Dimensions	
				K10	K11
1.25	1.660	300 psi	500 psi	2.75	1.75
1.5	1.900			2.75	1.75
2	2.375			3.25	2.00
2.5	2.875			3.75	2.25
3	3.500			4.25	2.50
4	4.500			5.00	3.00
5	5.563			5.50	3.25
6	6.625			6.50	3.50
8	8.625			7.75	4.25
10	10.750			9.00	4.75
12	12.750			10.00	5.25

AVAILABLE IN:

- UL/FM APPROVED
- NON-UL/FM VERSION

ALL DIMENSIONS ARE IN INCHES UNLESS OTHERWISE STATED.

- 1) Fittings are cast ductile iron conforming to ASTM A536, Gr. 65-45-12 Ductile Iron
- 2) Dimensions meet ANSI/AWWA C606-06.
- 3) Center to End Dimensions are manufacture's standard.
- 4) Fittings larger than 14" may be fabricated from steel pipe to ASTM A53, Gr. B or equivalent.
- 5) The standard finish is Epoxy Powder Coat, but other finishes are available upon request, including Paint, Dacromet and Hot-Dip Galvanized.

K20 Tee

KLAMPz



Nominal Size	Pipe O.D.	UL / FM	Max Pressure Rating	C to E
1.25	1.660	300 psi	500 psi	2.75
1.5	1.900			2.75
2	2.375			3.25
2.5	2.875			3.75
3	3.500			4.25
4	4.500			5.00
5	5.563			5.50
6	6.625			6.50
8	8.625			7.75
10	10.750			9.00
12	12.750			10.00

AVAILABLE IN:

- UL/FM APPROVED
- NON-UL/FM VERSION

ALL DIMENSIONS ARE IN INCHES UNLESS OTHERWISE STATED.

- 1) Fittings are cast ductile iron conforming to ASTM A536, Gr. 65-45-12 Ductile Iron.
- 2) Dimensions adhere to ANSI/AWWA C606-06.
- 3) Center to End Dimensions are manufacture's standard.
- 4) Fittings larger than 14" may be fabricated from steel pipe A, STM A53, Gr. B or equivalent.
- 5) The standard finish is Epoxy Powder Coat, but other finishes are available upon request, including Paint, Dacromet and Hot-Dip Galvanized.

K41 Flange Adapter

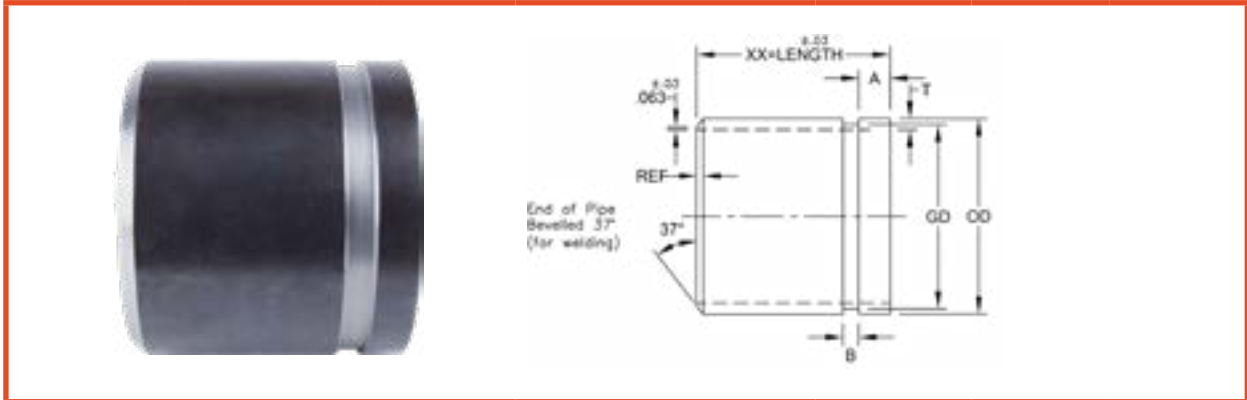


Nominal Size	Pipe O.D.	UL / FM Pressure	ANSI Pressure	Dimensions (Inches)		# B.H.	Bolt/Nut Size
				D	L		
2	2.375	175 psi	150 psi	6.46	8.27	4	0.375" x 2.75"
2.5	2.875			6.93	9.45	4	0.375" x 2.75"
3	3.500			7.56	9.84	4	0.375" x 2.75"
4	4.500			8.82	10.94	8	0.375" x 2.75"
5	5.563			10.00	12.20	8	0.375" x 2.75"
6	6.625			11.10	13.23	8	0.5" x 3.125"
8	8.625			13.50	15.55	8	0.5" x 3.125"
10	10.750			15.91	18.50	12	0.625" x 3.875"
12							0.625" x 3.875"

ALL DIMENSIONS ARE IN INCHES UNLESS OTHERWISE STATED.

- 1) A hard metal washer is required between the # K41 gasket and any rubber mating surface, i.e. wafer and lug butterfly valves, flexible connectors, etc.
- 2) Two factory supplied closure bolts are included with the Model K41 Grooved Flange Adapter.
- 3) The Model K41 Grooved Flange Adapters should not be used as an anchor point for tie-rods on un-restrained joints
- 4) When mounting the Model K41 Grooved Flange Adapter to valves, assure that there is adequate clearance between the flange and valve handle, operator, etc.
- 5) The standard finish is Epoxy Powder Coat, but other finishes are available upon request, including Paint, Dacromet and Hot-Dip Galvanized.

K58 Groove x Bevel Adapter Nipple




Nominal Pipe Size	O.D.	Wall Thickness	Groove Diameter	"A" (+/-0.03)	"B" (+/-0.03)	"E to E" Length
1.5	1.190	0.145	1.775 (-.015)	0.625	0.313	4
2	2.375	0.154	2.250 (-0.15)	0.625	0.313	4
2.5	2.875	0.203	2.720 (-.018)	0.625	0.313	4
3	3.500	0.216	3.344 (-.018)	0.625	0.313	4
4	4.500	0.237	4.334 (-.020)	0.625	0.375	4
5	5.563	0.258	5.395 (-.020)	0.625	0.375	4
6	6.625	0.280	6.455 (-.022)	0.625	0.375	4
8	8.625	0.322	8.441 (-.025)	0.750	0.438	4
10	10.750	0.365	10.562 (-.027)	0.750	0.500	4
12	12.750	0.375	12.531 (-.030)	0.750	0.500	4
14	14.000	0.375	13.781 (-.030)	0.938	0.500	4

ALL DIMENSIONS ARE IN INCHES UNLESS OTHERWISE STATED.

- 1) Pipe nipples are cut-grooved per ANSI /AWWA C606-06.
- 2) Pressure ratings are dependent upon coupling selected.
- 3) Schedule 40 sand blased ASTM A538 black pipe is standard, but different schedules and materials are available upon request.

K60 Grooved Cap

KLAMPz

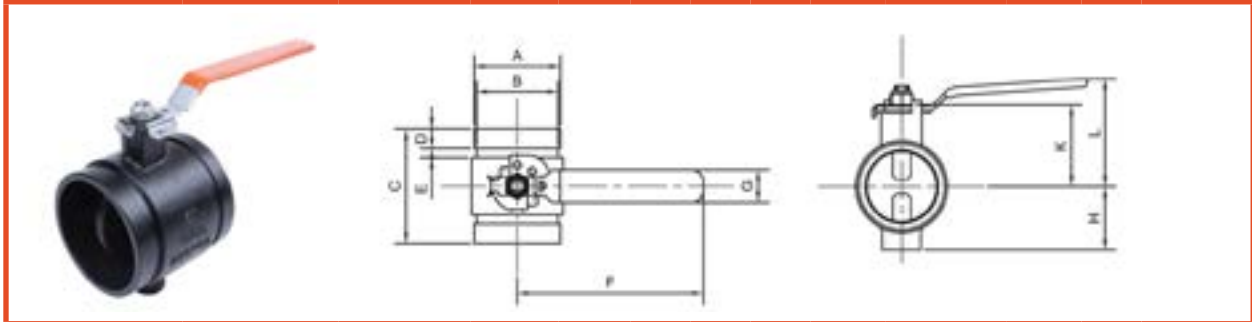



Nominal Size	Pipe O.D	"L"	UL / FM Pressure	Max Working Pressure
1.25	1.660	0.94	300 psi	500 psi
1.5	1.900	0.94		
2	2.375	0.94		
2.5	2.875	0.94		
3	3.500	0.94		
4	4.500	1.00		
5	5.563	1.00		
6	6.625	1.00		
8	8.625	1.26		
10	10.750	1.26		
12	12.750	1.26		

ALL DIMENSIONS ARE IN INCHES UNLESS OTHERWISE STATED.

- 1) Model K60 are cast ductile iron conforming to ASTM A536, Gr. 65.45.12.
- 2) Dimensions adhere to ANSI/AWWA C606-06.
- 3) The standard finish is Epoxy Powder Coat, but other finishes are available upon request, including Paint, Dacromet and Hot-Dip Galvanized.

K8100 Lever Handle Butterfly Valve



Nominal Size	Max working pressure	Max test pressure	Weight & Dimensions										
			A	B	C	D	E	F	G	H	K	L	Weight
2	200 psi	350 psi	2.4	2.3	3.4	0.6	0.3	6.0	1.0	1.8	2.0	3.2	2.50
2.5			2.9	2.8	3.8	0.6	0.4	6.0	1.0	2.1	2.4	3.6	2.50
3			3.6	3.4	3.8	0.6	0.4	8.4	1.0	2.6	2.7	4.3	5.13
4			4.6	4.4	4.6	0.6	0.4	8.4	1.0	3.3	3.3	4.9	8.00
6			6.7	6.6	5.3	0.6	0.4	12.3	1.3	4.4	4.5	7.0	17.50
8			8.6	8.4	5.8	0.7	0.4	12.3	1.3	5.4	5.4	8.0	32.50

Component	Material	Specification
Body	Ductile Iron	ASTM A536 Epoxy Coated
Disc	Ductile Iron	ASTM A536 Nitrile Encapsulated
Stem	Stainless Steel	AISI 410
Latch Plate	Steel	ASTM A228 Zinc Plated
Latch Spring	Steel Wire	ASTM A228 Electrolytic Coloring
Nut, Self Locking	Steel	ASTM A563
Handle	Steel	ASTM A619 Zinc Plated

ALL DIMENSIONS ARE IN INCHES UNLESS OTHERWISE STATED.

KGE EPDM Gaskets

KLAMPz




Nominal Size	Pipe O.D
1.25	1.660
1.5	1.900
2	2.375
2.5	2.875
3	3.500
4	4.500
5	5.563
6	6.625
8	8.625
10	10.750
12	12.750
14	14.000



ALL DIMENSIONS ARE IN INCHES UNLESS OTHERWISE STATED.

1) EPDM: TEMPERATURE RANGE (-34°C) -30°F (+110°C) +230°F.
 Suitable for water, non-oil, dilute acids, alkaline salt and many non-hydrocarbon chemicals.
DO NOT USE FOR HYDROCARBON SERVICES.


2) Always lubricate gaskets with inert soap-based lube to avoid pinching during installation.

KTB Track Head Bolts**KLAMPz**

ALL DIMENSIONS ARE IN INCHES UNLESS OTHERWISE STATED.

- 1) Bolts are carbon steel, heat treated & Zinc electroplated conforming to ASTM A183, Gr.2.
- 2) Hex Nuts conform to ASTM A563 Br. B.
- 3) Threads adhere to UNC (Unified National Coarse) as put forth by ASME/ANSI.
- 4) Tensile strength = 110,000 psi; Yield = 80,000 psi; Elongation = 12%.

WARRANTY



We warrant all KLAMPz products to be free from defects in materials and workmanship under normal conditions of use and service. Our obligation under this warranty is limited to repairing or replacing at our option at our factory or designated facility any product which shall within **one year** after delivery to the original buyer be returned with transportation charges prepaid, and which our examination and inspection shall show to our satisfaction to have been defective.

This warranty is made expressly in lieu of any other warranties, express or implied, including any implied warranty of merchantability or fitness for particular purpose. The buyer's sole and exclusive remedy shall be for the replacement or repair of defective products as provided herein. The buyer agrees that no other remedy (including but not limited to, incidental or consequential damages for lost profits, lost sales, injury to person or property or any other incidental or consequential loss) shall be available to him/her.

KLAMPz neither assumes nor authorizes any person to assume for it any other liability in connection with the sale of such products.

This warranty shall not apply to any product which has been the subject to misuse, negligence or accident, which has been repaired or altered in any manner outside of KLAMPz factory or designated facility or which has been used in manner contrary to KLAMPz instructions, recommendations or generally accepted practices. KLAMPz shall not be responsible for design errors due to inaccurate or incomplete information supplied by the buyer or his representatives.



2 YEAR
Warranty