

VISIT **APIINT.COM** FOR MORE INFORMATION.

YOUR SOURCE FOR PIPE FITTINGS & CUSTOM SOLUTIONS

FLANGES

Wide variety of standards:
ANSI, ASTM, AWWA, BS, DIN and JIS

A broad range of types, sizes, materials (100% Domestic, Buy America & Imported), and accessories, like gaskets and flange adapters.



CUSTOM SOLUTIONS

A diverse selection of custom parts and assemblies manufactured and stocked for OEM Manufacturers in the Agriculture, Exhaust, HVAC & Water Works markets.

ADDITIONAL PRODUCTS



FITTINGS & ACCESSORIES

Large inventory of grooved fittings (KLAMPz), threaded couplings, pipe nipples, elbows, pump motor brackets, rain caps and weld cones.



PUMP CONNECTORS

Flanged and threaded pump connectors.




EXPANSION JOINTS

Multiple sizes of flanged and union expansion joints, along with accessories like control units and split retaining rings.



VALVES

Variety of gear and lever operated butterfly valves, and check valves, including accessories like valve extensions.



MACHINING & MANUFACTURING

- Experience with a wide variety of products, sizes, materials and specifications utilizing Buy America, AIS or Import materials.
- Short lead times that allow you to get products to customers when they need them.
- Support fast turn modifications to stock items.
- Quality control technicians verify that all products meet customer requirements.

AWWA FLANGES

Our AWWA (American Water Works Association) flanges are manufactured to meet AWWA C207/C228 standards and are built for dependable performance in Waterworks, Wastewater, and Industrial Piping Systems. Available in Classes A, B, D, E, and F, our AWWA flanges come in Slip-on, Blind, and Hub configurations and conform to ANSI Class 150 pattern. We offer a wide range of sizes in carbon steel and stainless steel. Designed for strength, corrosion resistance, and easy installation, our flanges are ready to meet the demands of new construction, maintenance, and repair projects.

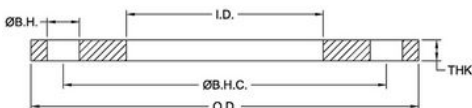
WHAT WE STOCK

- AWWA Class 'SA' Ring/Blind - 50 psi
- AWWA Class 'B'/'SB' Ring/Blind - 86 psi
- AWWA Class 'D'/'SD' Ring/Blind/Hub - 150-175 psi
- AWWA Class 'E/SE' Ring/Blind/Hub - 275 psi
- AWWA Class 'F/SF' Ring/Blind - 300 psi




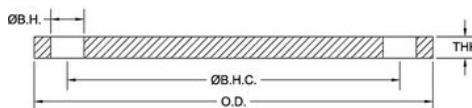
SLIP-ON RING

2-144"



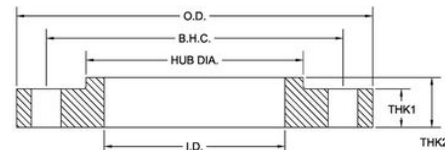
BLIND

4-72"



HUB RING

4-96"



COMMON APPLICATIONS

- | | | | |
|------------------------------|---------------------------------|-----------------------------|-------------------------|
| • Water Treatment Plants | • Sewage and Wastewater Systems | • Pump Stations | • Stormwater Systems |
| • Water Distribution Systems | • Irrigation Systems | • Industrial Piping Systems | • Hydropower Facilities |

MATERIALS

- Stainless Steel conforms to AWWA C228 specifications. available in Dual-Grade 304/304L or 316/316L.
- Mild steel conforms to AWWA C207 specifications. Specific grades of steel for structural or critical applications are available upon request.

MACHINING CAPABILITIES

- We can modify AWWA flanges in-house to fit your project needs. Services include custom drilling, boring, facing, and more.
- Our machine shop helps get parts out faster and ensures they meet your exact project requirements.

QUESTIONS? VISIT APIINT.COM OR CALL (503)692-3800